

# The Campensis

December 2023

## Happy New Year 2024

This is a start of a new year and many new board members. We have some new ideas & changes in store for the society. Ideas and comments to help improve our society are always welcome from the members. Keep your guard up with this crazy weather. Looking forward to a fun & informational filled year.

Teri Scott  
CFOS President



Here's a picture of my  
12 spike Sherry Baby.

## 2024 Leadership

Teri Scott - President  
Jeanne Blankenship - Vice President  
Jeanne Brennan - Corresponding Secretary  
Juan Carlos Bianchi - Recording Secretary  
Nancy Balderson - Treasurer  
Sheila Coburn - Membership  
Lori Erlacher - Past President

## Board of Directors

Sam Star, Althea Montgomery, Jane Poche, Denise Andreu

## WHAT'S INSIDE.

- Holiday Party Highlights
- Meeting Ribbon Winners
- Birthdays and Anniversaries
- AOS information
- CFOS information



## UP COMING MEETINGS

### CULTURE GROUP

January 4th

### GENERAL MEETING

January 8th



2024 Membership renewals begin Jan 1st. Dues can be paid in person with cash, check or card. Or you can pay them online, here: [cflorchidsociety.org/member-sales/](https://cflorchidsociety.org/member-sales/)

As a paid CFOS member, you have an option to join the Culture Group, which meets on the 1st Thursday each month. Same room as our General Meetings. \$10 paid when you arrive on that Thursday gives you access for the year! (Highly recommend it especially for the newbies.)






Our Holiday Party was a lot of fun, a little damp & chilly but that didn't keep us from enjoying visiting and sharing some great dishes. It was great visiting and seeing all these smiling faces. I hope everyone had a warm and wonderful holiday.



Congratulations to April Knutson on winning the holiday raffle.

And a big Thank you to **Krull & Smith** for hosting our party and for the those beautiful orchids





# November Winners

Photo credit  
Robert Molpus




B. Nodosa



Bnfd. Gilded Tower




Den. No ID



Den. Sherry Abe



Phal. Tetraspis



Rhyncholaelia  
Aristocrat



Rth. Love Avenue



V. Muang Thong



Bulb. Elizabeth Ann



Zygonisia Cynosure  
'Blue Birds'



Phal. Sun  
Hannover Red

Unfortunately, we do not have the owner's names or the categories for this month's newsletter. We do apologize for this error.

Don't forget to bring in your blooming beauties for judging each month.  
You might win a ribbon too!

## UP COMING ORCHID EVENTS



## December

### Birthdays

6 Roy Onyett  
16 Mary Zubrod-Pinkham  
17 Randy Jacobs  
18 Rob Bostick  
19 Jeff Adkins  
20 Cari Johnson  
21 Ken Bosler  
22 Peggy Hall  
23 Vijay Mahindroo  
25 Richard Lane  
29 Emilie Tumilty



### Anniversaries

8th Irvin & Connie Fox  
8th Pat Fusco  
13th Joselito Tolentino  
18th Pat Jackowski  
26th Bill & Marcis Olgesby




## In Loving Memory

Anne Pullin

Anne joined the Central Florida Orchid Society in December 1999, making her a 23 year member.





American Orchid Society  
Education, Conservation, Research,  
Affiliated Society

# AOS Corner

Affiliated Societies Newsletter

www.aos.org

## Florida North Central Judging Center



## How to Fertilize Using Mesh Bags

Text and photograph by Karla Velasco

THE WAY I grow orchids has evolved tremendously over the years. It can be impacted by our location, access to supplies, and our level of effort. I have grown orchids in Florida, South Korea, Texas, and now Phoenix. With each new location, my growing strategies have evolved.

Orchids grown in baskets or mounted have been hard for me to fertilize. I use sheer mesh bags that sell as party favors or jewelry bags. I fill these up with slow-release fertilizer, and Bonide granules (contains imidacloprid, which affects honey bees and is banned in several northeastern states, Puerto Rico and Canada). They are then placed on my orchids. These bags are inexpensive. A pack of 100 is easily found online for under \$10.

I found fertilizer baskets not to be as effective as these mesh bags. The basket's holes are too big to hold the granules and the baskets hold very little fertilizer. The drawstring of the mesh bags makes them easy to close and hang. The material is flexible and if roots creep into the bag, they can be easily cut apart. These bags have certainly made a difference in my growing.

If you experiment with these bags or have other ideas regarding how they may be used, I would love to hear about it.

— Karla Velasco (email [karlaavelasco@gmail.com](mailto:karlaavelasco@gmail.com)).



## Webinars - Coming Attractions!

REGISTRATION IS EASY <https://www.aos.org/orchids/webinars.aspx>

Cannot make it on the scheduled date and time? No need to worry.

Register now and view on your time schedule.

Send Your Greenhouse Chat Questions and Photos to: [greenhousechat@aos.org](mailto:greenhousechat@aos.org)

Greenhouse Chat webinars are recorded and indexed by topic for future viewing.

When	Jan. 03, 2024 8:30 pm EST Wednesday	Jan. 23, 2024 8:30 pm EST Tuesday	Feb. 07, 2024 8:30 pm EST Wednesday	Feb. 08, 2024 8:30 pm EST Thursday
Topic	Greenhouse Chat Orchid Q & A <i>Send in your Photos and Questions by Jan. 01</i>	Multi-floral Paphiopedilums Desirable and Highly Awarded Slipper Orchids	Phalaenopsis: From Soup to Nuts A Panorama of Moth Orchids for Everyone	Greenhouse Chat Orchid Q & A <i>Send in your Photos and Questions by Feb. 06</i>
Presenter	Ron McHatton Chief Education and Science Officer	Carol Klonowski Hobby Grower, AOS Judge	David Edgley AOS Judge, Judging Committee Chair	Ron McHatton Chief Education and Science Officer

Use the  
WEBINAR  
Display  
Filter

Webinar announcements are posted to Facebook, Instagram  
and in the AOS Corner of your Affiliated Society's newsletter.



## Baby it's cold outside

### Preparing Orchids for Winter

By Susan Jones

The onset of shorter days and longer, colder nights heralds winter's arrival. Many factors play into keeping your orchids happy and healthy through this time — finding the right combination of variables can be tricky, especially for beginners. The phrase "proper prior planning" is appropriate here; doing so will help your orchids to reach their greatest potential and increase your knowledge and enjoyment of the hobby.

Generally, temperatures between 50° and 80° F (10° to 27° C) are ideal for orchids; but occasional brief periods of temperatures above 100 F (38 C) or drops even into the 30s (0 C) will not harm most orchids as long as no frost forms on the leaves. Cold hardiness, the measure of the orchid's resistance to or ability to adjust to cold stress, should be considered when adding new orchids for your landscape or collection. The degree of cold hardiness is determined by environmental conditions, the overall health of the plant and its genetic makeup. Some species are always killed by colder temperatures, while others can tolerate short periods of temperatures near freezing.

For full article click here [AOS](#)



*You can visit The Central Florida Orchid Society on the web where you can get information about upcoming events, see who next month's speaker is, read about our society's history, find some great resource links for care of your orchids, and pay your dues.*

*Check us out at <https://cflorchidsociety.org>*



Like the "Central Florida Orchid Society group" on Facebook. We post details about all of our events, meetings and shows. There is an amazing collection of pictures of our orchids from previous events and judgments, as well as an open forum for questions and discussion.

Click on the link below and join in on the fun!!

<https://www.facebook.com/groups/cflorchidsociety>

# JANUARY 2024

SUN	MON	TUE	WED	THU	FRI	SAT
31	1	2	3	4 CFOS Culture Group	5 Orchids in Bloom Show & Sale	6 Orchids in Bloom Show & Sale
7 Orchids in Bloom Show & Sale	8 CFOS General Meeting	9	10	11	12	13
14	15	16	17	18	19 Krull Smith Winter Orchid Festival	20 Krull Smith Winter Orchid Festival
21 Krull Smith Winter Orchid Festival	22	23	24	25	26	27
28	29	30	31	1	2	3